



District Report Card: 2017


State: Delhi	District: South West Delhi
Class: 3	Subject: Language
Schools: 61	Students: 1199


Participation/Coverage


Students

<div>GENDER</div> <div></div>	Boys		Girls	
	Number	%	Number	%
	587	48.96	612	51.04

<div>AREA</div> <div></div>	Rural		Urban	
	Number	%	Number	%
	410	34.20	789	65.80

<div>CATEGORY</div> <div></div>	SC		ST		OBC		GEN	
	Number	%	Number	%	Number	%	Number	%
	141	11.76	8	0.67	87	7.26	963	80.32

<div>CWSN</div> <div></div>	LD	VI	HI	S&LD	ID	Oth
	1	1	0	0	2	2

<div>Management</div> <div></div>	Government		Government-aided	
	Number	%	Number	%
	1168	97.41	31	2.59

Average Performance of Students in Language (%)

Overall	Gender		Area		Management		Social Group			
	Male	Female	Rural	Urban	Govt.	Aided	SC	ST	OBC	GEN
57.71	56.16	59.20	59.51	56.78	58.12	42.37	57.97	52.50	59.23	57.58

Performance on Learning Outcomes (LOs)

Learning Outcomes	Description	Average Performance(%)
L304	Reads small texts with comprehension i.e., identifies main ideas, details, sequence and draws conclusions	59.17
L312	Reads printed scripts on the classroom walls: poems, posters, charts etc.	54.80

Range of Performance of Students who Answered Correctly							
Below 30%		30% - 50%		50% - 75%		Above 75%	
Number	%	Number	%	Number	%	Number	%
151	12.59	336	28.02	411	34.28	301	25.10

Lowest Performing Learning Outcomes (LOs)

1 - Reads printed scripts on the classroom walls: poems, posters, charts etc. (54.80)

2 - Reads small texts with comprehension i.e., identifies main ideas, details, sequence and draws conclusions (59.17)